

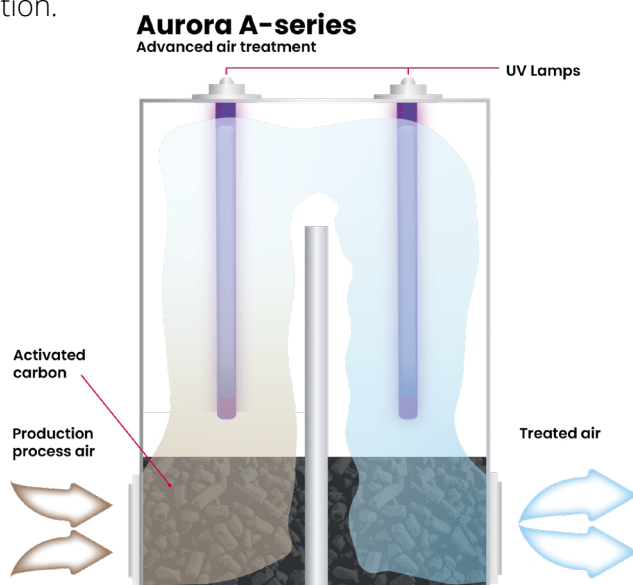
Saniray Aurora
A-Series

Elektravägen 53
SE-126 30 Hägersten, Sweden
+46 10 252 30 00
www.mellifiq.com

Saniray Aurora A-Series

The Aurora A-series UV system is an industrial grade, multi purpose UV reactor with a flexible range of options & additions to fit any air or gas stream. The chamber is constructed with a baffle wall to provide a long reaction time throughout the unit. One or two high efficiency UV-lamps ensure an evenly distributed irradiance throughout the reaction chamber. High efficiency low pressure lamps make our Aurora product line an environmentally friendly air treatment system with low running cost.

Available as an option, any Aurora A-series can be complemented with filtration media fitted before or after the UV chamber. The power of UV is combined with advanced catalytic or adsorption media as an intergrated feature of the Aurora A-series. Filling is done to ensure minimal pressure drop and even flow distribution.



Operating principle of the Saniray Aurora A-series.



Treatment of

- Odors from industry, waste, sewage, food production
- Air disinfection
- Impurities removal from gases
- HVAC indoor air
- VOCs - Volatile organic compounds
- H₂S - Hydrogen sulfide

Benefits

- Multipurpose – disinfection, odor & impurities removal
- Industrial grade, high-performance air treatment
- Active carbon addition available
- Effective UV treatment combined with catalytic or adsorption media available in our x-models
- Minimal pressure drop
- Long reaction time
- Corrosion resistant materials
- Compact & modular
- Easy maintenance



© Saniray

SANIRAY
a MELLIFIQ brand



Technical specifications Saniray Aurora A-series

UV System	LT200	H210	H225	LT400	H420	H450
Nominal Wall Dose ¹	8	10	11	15	20	22
Nominal Average Dose ²	31	40	44	61	81	88
Intensity (mW/cm ²)	18	24	26	18	24	26
Power Consumption, W	820	780	970	1,440	1,360	1,740
Weight, kg	170	170	170	180	180	180
Dimensions WxDxH, mm	1,160 x 760 x 2,070					
Certification	CE marked, ISO-DIS 15727					

UV Lamps & Configuration						
Wavelength, nm	185 & 254 nm	254 nm	254 nm	185 & 254 nm	254 nm	254 nm
UV Output Power, W	200	210	225	400	420	450
Lamp Number	1	1	1	2	2	2
Lamp Life, Rated Average, h	16,000	12,000	8,000	16,000	12,000	8,000
Lamp Connections	EN 1.4404 custom-made Viton gaskets. Resistance to high temperatures, UV radiation and advanced oxidation conditions.					
Lamp Design	High performance, low pressure					
Material Lamp and Sleeves	Natural fused quartz					

Filtration Media Option X	
Positioning	Inlet, outlet or both
Additional Pressure Drop	20-50 Pa if included
Additional Weight, kg	50 - 150
Media Alternatives	EcoSorb / SC40 / OCM-4E / OCM-4C / COL-A4 For sulphur compound removal: OCM-Sulfcatt / KAL-3000

¹3600m³/h at Wall UV dose (Fluence) (mJ/cm²)
²10,2000m³/h Average UV dose (Fluence) (mJ/cm²)

Elektravägen 53
 SE-126 30 Hägersten, Sweden
 +46 10 252 30 00
 www.mellifiq.com



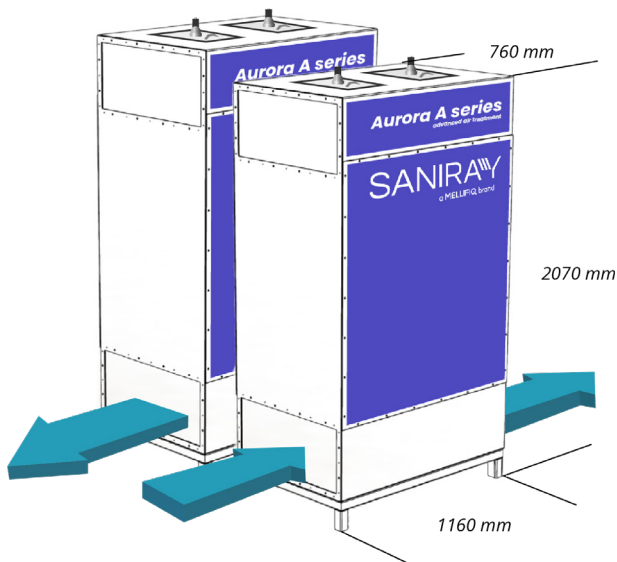
© Saniray

SANIRAY
 a MELLIFIQ brand

Saniray Aurora A-Series

Operating Conditions	LT	H	H	LT	H	H
	200	210	225	400	420	450
Flow Through, m ³ /h	100 - 5000					
Temperature, °C	4 - 200 in chamber, 5 - 45 ambient					
Pressure Drop, Pa	5-30 (estimated)					
Relative Humidity, %	0 - 99 RH in chamber, 0 - 90 RH ambient					
Warmup Time, min	15					
Service Space, mm	1,160 x 760 x 2,070					

Ballast Specifications	
Operating Mode	Pre-heat ignition
Efficiency, %	>94
Rated Power, W	600 700 800 2 x 600 2 x 700 2 x 800
Cabinet	IP54 enclosure, ventilated, corrosion resistant coating, wall mounted
Max. Distance To Lamp, m	5



Dimensional drawing of the Saniray Aurora A-series.

¹Enlarged drawing of the typical layout for touch interface.

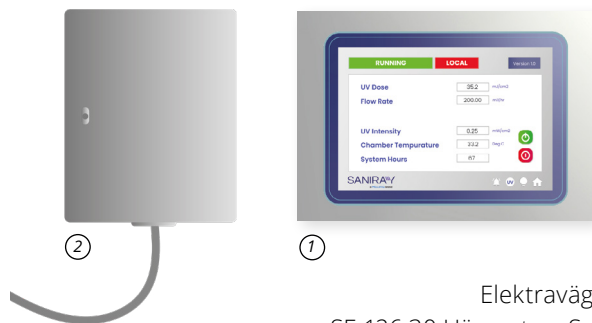
²Ballast cabinet.



© Saniray

UV Chamber	LT	H	H	LT	H	H
	200	210	225	400	420	450
Connection Size, mm	754 x 380 or 1,154 x 380					
Connection Type	Flange, short side of the unit					
Material Construction	EN 1.4301 stainless steel					
Baffle	Yes					
Placement	Four feet, to be placed on leveled surface					
Wiper System	Yes (optional)					
Temperature Probe	Yes					
Drain	One drain on each side of baffle					
Lamp Access	Mounted on retractable frame. Handles for safe and easy lift during maintenance.					
Ingress Protection	IP 54					
Chamber Options	Construction material upgrade / connection type / special coating					

Automation & Power Requirements	
HMI	7" touch screen (optional)
Design/Placement	Wall mounted
Control Type	HMI manual control / external 4-20 mA signal / SCADA interface
Communication	Modbus TPC (optional)
Mains Voltage, V	220 - 240
Mains Frequency, Hz	50 - 60



Elektravägen 53
SE-126 30 Hägersten, Sweden
+46 10 252 30 00
www.mellifiq.com

SANIRAY
a MELLIFIQ brand